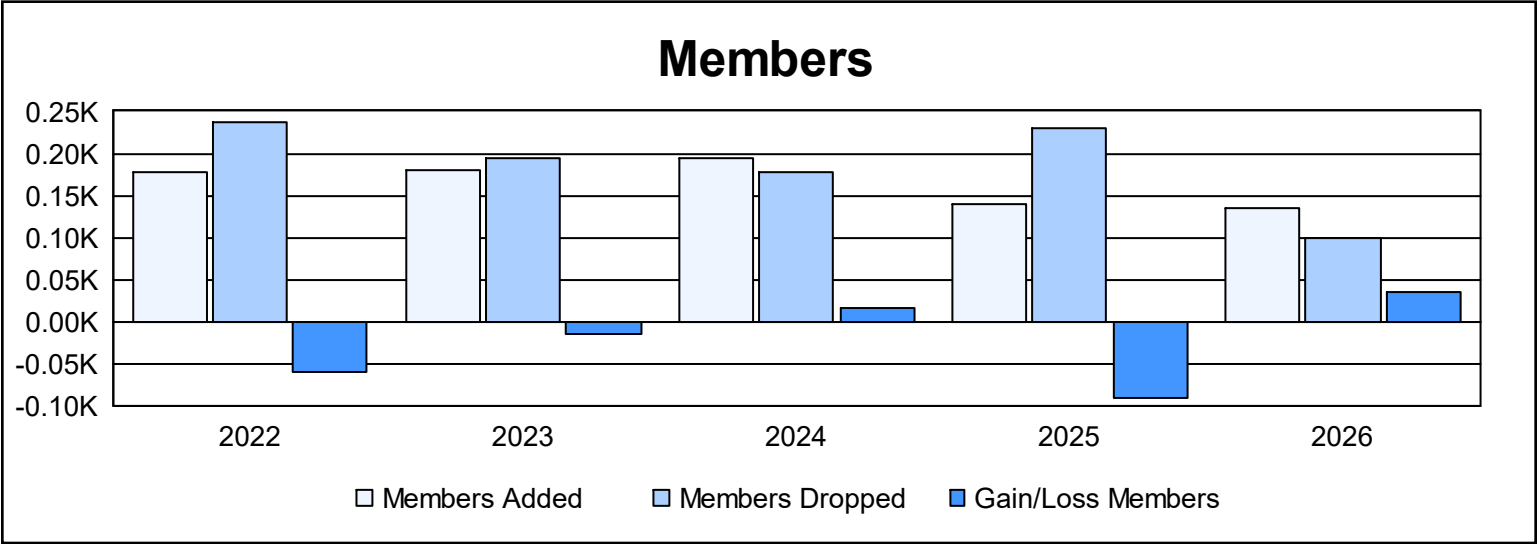
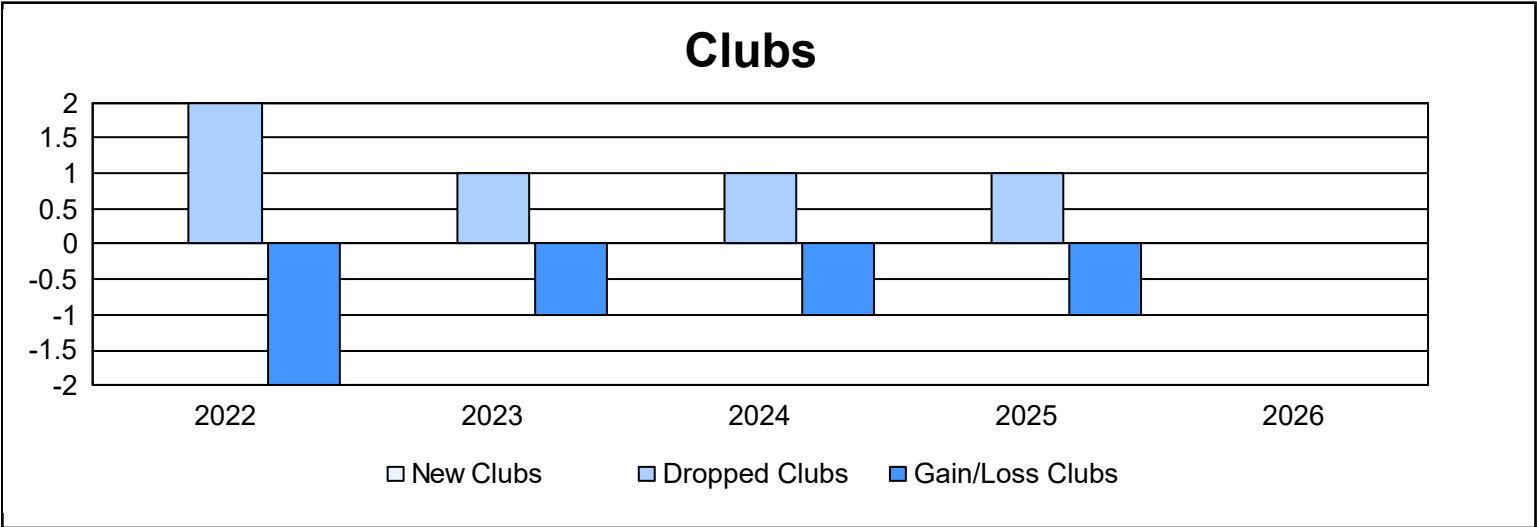
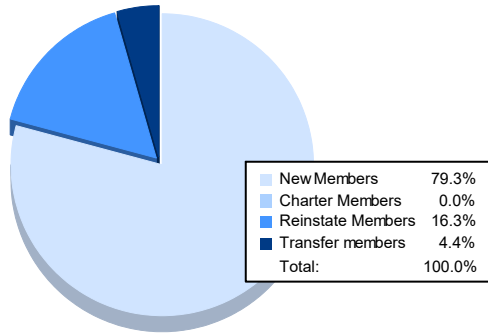


| Year | New Clubs | Dropped Clubs | Gain/ Loss Clubs | New Members | Charter Members | Reinstate Members | Transfer Members | Total Member Added | Total Members Dropped | Gain/ Loss Members |
|-----------|-----------|---------------|------------------|-------------|-----------------|-------------------|------------------|--------------------|-----------------------|--------------------|
| 2021-2022 | 0 | 2 | -2 | 165 | 2 | 1 | 9 | 177 | 236 | -59 |
| 2022-2023 | 0 | 1 | -1 | 158 | 6 | 8 | 7 | 179 | 195 | -16 |
| 2023-2024 | 0 | 1 | -1 | 167 | 0 | 3 | 24 | 194 | 177 | 17 |
| 2024-2025 | 0 | 1 | -1 | 117 | 0 | 18 | 4 | 139 | 230 | -91 |
| 2025-2026 | 0 | 0 | 0 | 107 | 0 | 22 | 6 | 135 | 99 | 36 |
| Average | 0 | 1 | -1 | 143 | 2 | 10 | 10 | 165 | 187 | -23 |



Membership Composition January 2026 Cumulative



Gender Composition January 2026 Cumulative

